

LIFE EXPECTANCY



SOMALIA

COUNTRY PROFILE

As of 18 October 2021



TOTAL POPULATION

12.3M | **16.3M**

2014

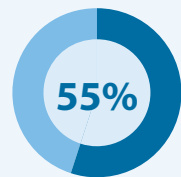
2021

6.2M

Male

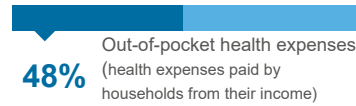
6.1M

Female



of whom <15 years

EXPENDITURE



6 Health expenditure (US\$ per person)

2 Out-of-pocket health expenditure (US\$)

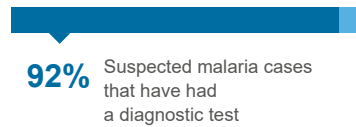
1 Government health spending per capita (US\$)

3 Development assistance for health (US\$)

1.2 General government expenditure on health as % of GDP (US\$)

Malaria (2020)

1.8 Malaria incidence (per 1000 population at risk)



HEALTH CLUSTER COORDINATION

132 # of partners (UN, international non-governmental organizations, national non-governmental organization, observers)

2,267,687 Number of annual outpatient consultations made

437 HF (of 1632) # of partners (UN, international non-governmental organizations, national non-governmental organization, observers)

REPRODUCTIVE, MATERNAL, NEONATAL, CHILD AND ADOLESCENT HEALTH

As of 2017 29% Number of deliveries by skilled birth attendants

32% Number of deliveries by skilled birth attendants

19.3% Number of deliveries by skilled birth attendants

24% Antenatal care visits (4+ visits)

44.4% Anaemia among women of reproductive age (15–49 years)

829 Maternal mortality ratio (deaths per 100 000 live births)

37 Neonatal mortality rate (deaths per 1000 live births)

74 Infant mortality rate (deaths per 1000 live births)

117 Under-five mortality rate (deaths per 1000 live births)

EQUITABLE COVERAGE

25



Universal health coverage service coverage index (out of 100)

CHILD HEALTH AND ROUTINE IMMUNIZATION

1200 Number of HF

0.76 Number of health facilities per 10 000 population*

38 Facility density score (% of the way towards achieving expected target (2 health facilities per 10 000 population))*

1.9 Primary health care facilities per 10 000 population

8.7 Hospital beds per 10 000 population

5.34 Number of inpatient beds/10 000 population*

21 Inpatient beds score (% of the way towards achieving expected target (25 inpatient beds per 10 000 population))*

2.55 Number of maternity beds per 1000 pregnant women*

25 Maternity beds score (% of the way towards achieving expected target (10 maternity beds per 1000 pregnant women))*

4.28 Number of core health workers per 10 000 population (per 10 000 population)

42 Health facilities with basic amenities (power, improved water source, room with privacy, adequate sanitation facilities, communication equipment, access to computer with Internet, emergency transportation)


58 Health facilities with basic equipment (blood pressure machine and cuff, stethoscope, adult scale, infant scale, child scale, thermometer, light source and neonatal bag and mask)

SOMALIA COUNTRY PROFILE

As of 18 October 2021



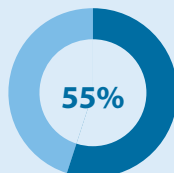
TOTAL POPULATION



6.1M
Female



6.2M
Male



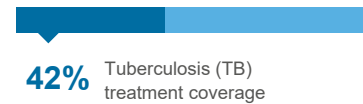
of whom
<15 years

KEY HEALTH INDICATORS (AS OF 2020)



COMMUNICABLE DISEASES

Tuberculosis (2020)



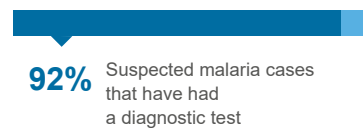
285 Incidence of TB (per 100,000 pop/ year)

23 Estimated proportion of TB cases with multi-drug-resistant/ rifampicin-resistant TB – new cases (per 100 000)

66 HIV-negative TB mortality \ (per 100,000 Pop/year)

Malaria (2020)

1.8 Malaria incidence (per 1000 population at risk)



HIV/AIDS (2020)

94.3% TB patients who had an HIV test result recorded in the TB register

80.7% People living with HIV and on ART who are virologically suppressed

72.9% People living with HIV newly enrolled in HIV care started on TB preventive therapy

35.3% Adults and children receiving ART among all adults and children living with HIV, estimates, 2019

80.7% People living with HIV and on ART who are virologically suppressed

81.6% New HIV-positive and relapse TB patients on ART during TB treatment

0.03 New HIV infections (per 1000 uninfected population)

3,697 Number of patients receiving antiretroviral therapy (ART)

NEGLECTED TROPICAL DISEASES

Over 2.9M Number of people treated for schistosomiasis and soil-transmitted helminths

471 Number of people requiring interventions against leishmaniasis

2,638 Number of people requiring interventions against leprosy

MENTAL HEALTH (AS OF 2010)

1 out of 3 people



Estimated prevalence of mental illness

CHILD HEALTH AND ROUTINE IMMUNIZATION

70% Measles immunization coverage among one-year-olds

69% DTP-containing vaccine/pentavalent coverage among one-year-olds

70% Measles coverage

42% Diphtheria tetanus toxoid and pertussis (DTP3) immunization coverage among one-year-olds

73% Penta 3 coverage

12% Prevalence of wasting among children under 5

28% Prevalence of stunting among children under 5

13% Children under 5 who are wasted

23% Prevalence of underweight children under 5

42% Children under 5 who are stunted


186,398 Number of unimmunized children

SOMALIA COUNTRY PROFILE

As of 18 October 2021



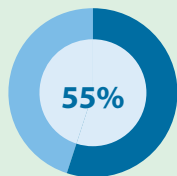
TOTAL POPULATION



6.1M
Female



6.2M
Male



of whom
<15 years

EMERGENCIES

3,356

Cholera-related cases

689,2021

Number of Early Warning Alert and Response Network System (EWARN) sites

15,549

Outbreak alerts verified, rapidly responded to and contained

24

Number of cholera-related deaths

COVID-19

15,062

Number of confirmed COVID-19 cases

19

Number of treatment centres supported for COVID-19

POLIO ERADICATION

4.7 Non-polio-acute flaccid paralysis rate

94% Stool adequacy rate

94% Stool samples in good condition

46% Specimens with culture result within 14 days

16% Specimens with non-polio enterovirus

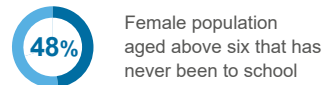
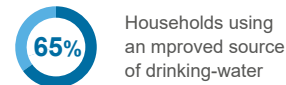

4% Cases with Sabin isolation

71% Districts with administrative coverage of 95% or more

93% Districts with post campaign independent monitoring coverage of 95% and above

86% Districts with pass 90% or more lots pass with lot quality assurance sampling

SELECTED DETERMINANTS OF HEALTH



46% Male

46% Female

Educational attainment
(% – de facto, with no education, over age six)

870,000

Number of refugees (in countries that are neighbouring Somalia)

2.6M

Number of internally displaced persons in Somalia

4.3M

Number of non-internally displaced persons in need

4.7M

Annual gross domestic product (GDP) growth (US\$)

1.6M

Number of internally displaced persons in need

6.2M

Average household size (number of people)

4

Educational attainment (years)

320

Per capita (US\$)

NUTRITION

12,096

New cases of severe acute malnutrition

34

Prevalence of exclusive breastfeeding among children under 6 months

748,594

Total new admission beneficiaries of nutrition services

ESSENTIAL MEDICINES

15% Availability of 20 essential tracer medicines in facilities

Availability of selected essential medicines (including medicine for noncommunicable diseases) in primary health care facilities



75.7%
Health centres



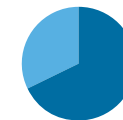
83.4%
Private pharmacies



74%
public warehouses had key essential medicines available

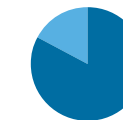
BEHAVIOURAL RISK FACTORS

Adults (18+ years, age-standardized) - raised blood glucose, 2014



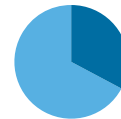
6.8%

Adult (18+ years), 2016 (age-standardized) –obesity



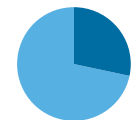
8.3%

Adults (18+ years, age-standardized) - raised blood pressure, 2015



32.9%

Adult (18+ years), 2016 (age-standardized) – overweight



28.4%

SOMALIA COUNTRY PROFILE

As of 18 October 2021



TOTAL POPULATION

12.3M

2014

16.3M

2021

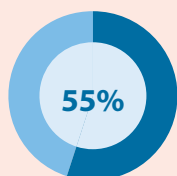
6.1M

Female



6.2M

Male



of whom
<15 years

ENVIRONMENTAL HEALTH AND WATER, SANITATION AND HYGIENE

52% Access to improved drinking-water

38% Access to improved sanitation facilities

39.31% Population using at least basic sanitation services

65% Households using an improved source of drinking-water

86.6 Mortality rate attributed to unsafe water, unsafe sanitation and lack of hygiene (per 100 000 population)

152 Mortality rate attributed to household and ambient air pollution (per 100 000 population)

0.3 m Number of people reached with emergency water services in vulnerable settlements and communities

41 200 Number of people reached with appropriately designed and managed emergency sanitation services in vulnerable settlements and communities

77 300 Number of people reached with critical hygiene items and key hygiene messages in vulnerable settlements and communities with specific focus on disease transmission and prevention